TwinLife

DATA DOCUMENTATION

VERSION 2 – 08/2017: DATA OF THE 1ST WAVE FACE-TO-FACE INTERVIEW

TwinLife – Genetic and Social Causes of Life Chances

A genetically informative, longitudinal study of the life course and individual development

Principal Investigators: Martin Diewald[1], Rainer Riemann[1], Frank Spinath[2]

[1] Bielefeld University, Bielefeld, Germany

[2] Saarland University, Saarbruecken, Germany

Universität Bielefeld

UNIVERSITÄT DES SAARLANDES

Content

(1) Background information about TwinLife (p.3)

(2) Study design (p.8)

(3) Sample description (p.13)

(4) Construct overview (p.18)

(5) Data access (p.61)

(6) Data structure and documentation (DDI on rails) (p.67)

Content

(1) **Background information about TwinLife (p.3)**

(2) Study design (p.8)

(3) Sample description (p.13)

(4) Construct overview (p.18)

(5) Data access (p.61)

(6) Data structure and documentation (DDI on rails) (p.67)

Background

- ***TwinLife*** is a multi-disciplinary twin study, that enables to investigate the development of *differences in life chances* across individuals and groups as well as within and between families
- *Social inequalities* = indicators that characterize the standing of individuals with respect to their capacity to consume or produce goods that are either generally valued in our society or by the individuals themselves
- Different dimensions of social inequality:
  - e.g., education, social status, health, well-being, political and social participation
- Differences in social inequality are associated with differences across groups and psychological characteristics

TwinLife

Background

- Genetic variation as a major source of social inequalities
- Evidence varies between different life domains
- Gene expression depends on social factors
- Environmental effects interact and covary with genetic factors and thus exert significant influence in every social inequality domain

→ *Genetically informed social inequality research*

Why a twin study?

- Twins as a 'natural experiment'
- Both identical (monozygotic, MZ) and fraternal (dizygotic, DZ) twins share a major part of their environmental conditions
- Additionally, MZ twins have the same genotype
- Twin studies as method of choice to examine the influence of genes and environments as well as their interactions on the level and development of certain characteristics

Bringing together Sociology, Psychology & Behavioral Genetics

- ***TwinLife*** takes a genetically informed life course perspective on social inequalities that acknowledges the importance of both genetic and social determinants, social structure, and individual agency:
  - Genetic influences, psychological and social mechanisms, (social) contexts and their interaction and covariation
  - Developmental trajectories in childhood, adolescence, and young adulthood in a prospective longitudinal design
  - Broad variation of behavior and environmental factors (e.g. SES) in a large sample to examine the interplay between genes and environment
  - Combination of a multi-cohort cross-sequential and an extended twin family design

For more information visit:
http://www.twin-life.de/en

TwinLife

Content

(1) Background information about TwinLife (p.3)

(2) Study Design (p.8)

(3) Sample description (p.13)

(4) Construct overview (p.18)

(5) Data access (p.61)

(6) Data structure and documentation (DDI on rails) (p.67)

Basic concepts

- To take a close look at the development of social inequalities, TwinLife examines different etiological factors as well as indicators of personal and social success and failure

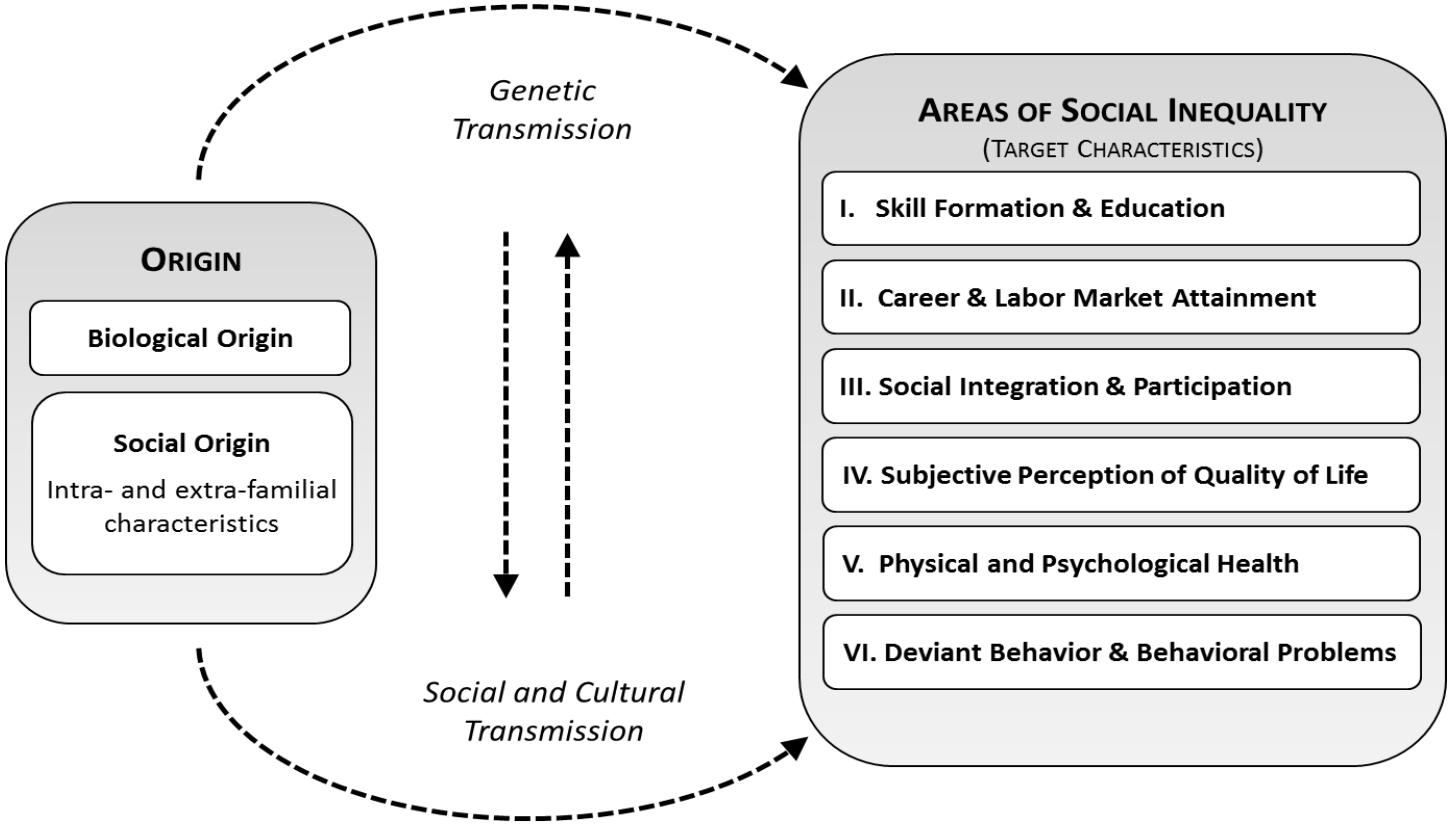

TwinLife

Design

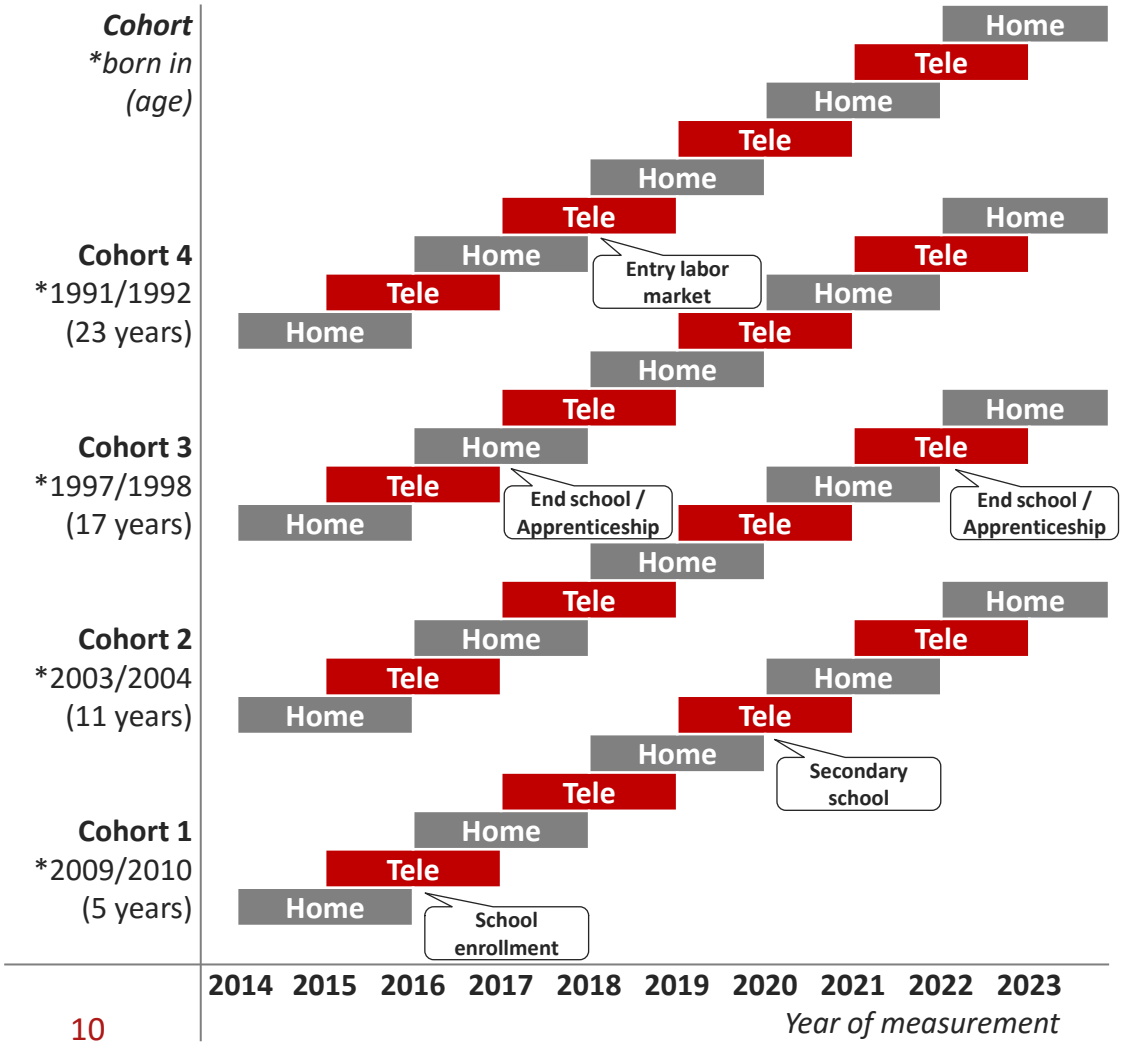

- **4,000 twin families**, over a time span of 9 years (2014 to 2023)
- **Cross-sequential** survey design
- **Four birth cohorts** capturing a total age range from 5 to 31 years and undergoing important life events
  - 1,000 same-sex twin pairs per cohort
- **Face-to-face** interviews within the household every other year
- **Telephone interviews** in the consecutive year

TwinLife

Extended twin family design

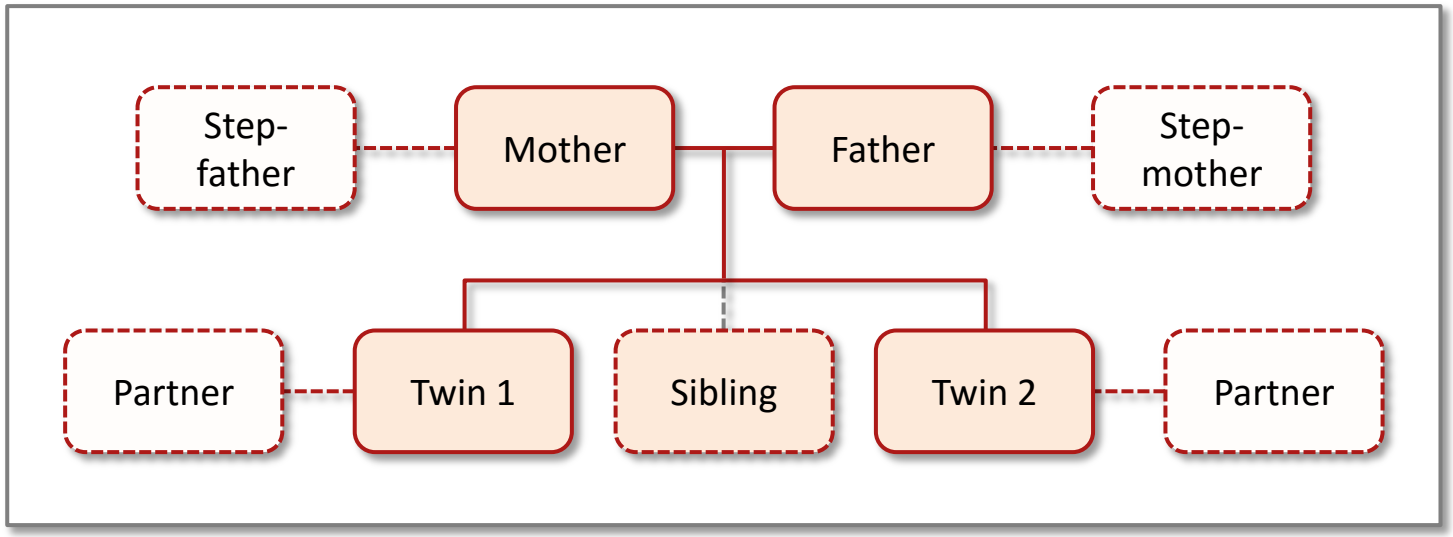

- **The cross-sequential structure** (p. 10) **is combined with an Extended Twin Family Design (ETFD)**
  - ETFD capturing the MZ or DZ same-sex twins and their biological family (biological parents and one sibling, if available), but also the complete environment the twins grow up in, thus if applicable including step-family members and twins' spouses

TwinLife

TwinLife – A summary

- A substantial number of participants, proportionally reflecting genetic and environmental variation in the population.
- Longitudinal design capturing developmental periods with far-reaching consequences and allowing for accurate measures of the similarity of the environments of identical and fraternal twins.
- Combining the individual development of psychological characteristics and processes with a sociological focus on the institutionalization of the life course through events and durations in various life domains.
- Extended twin family design in which twins and parents are followed even after leaving the initial household, thus taking into account separated and step families as the environment for individual development.
- Continuous extensive measurement of the families' environment.

Content

(1) Background information about TwinLife (p.3)

(2) Study design (p.8)

(3) Sample description (p.13)

(4) Construct overview (p.18)

(5) Data access (p.61)

(6) Data structure and documentation (DDI on rails) (p.67)

Overview of net sample for F2F-1a

- ***Structure of first half-wave completing the face-to-face interview in 2014 (F2F-1A):***

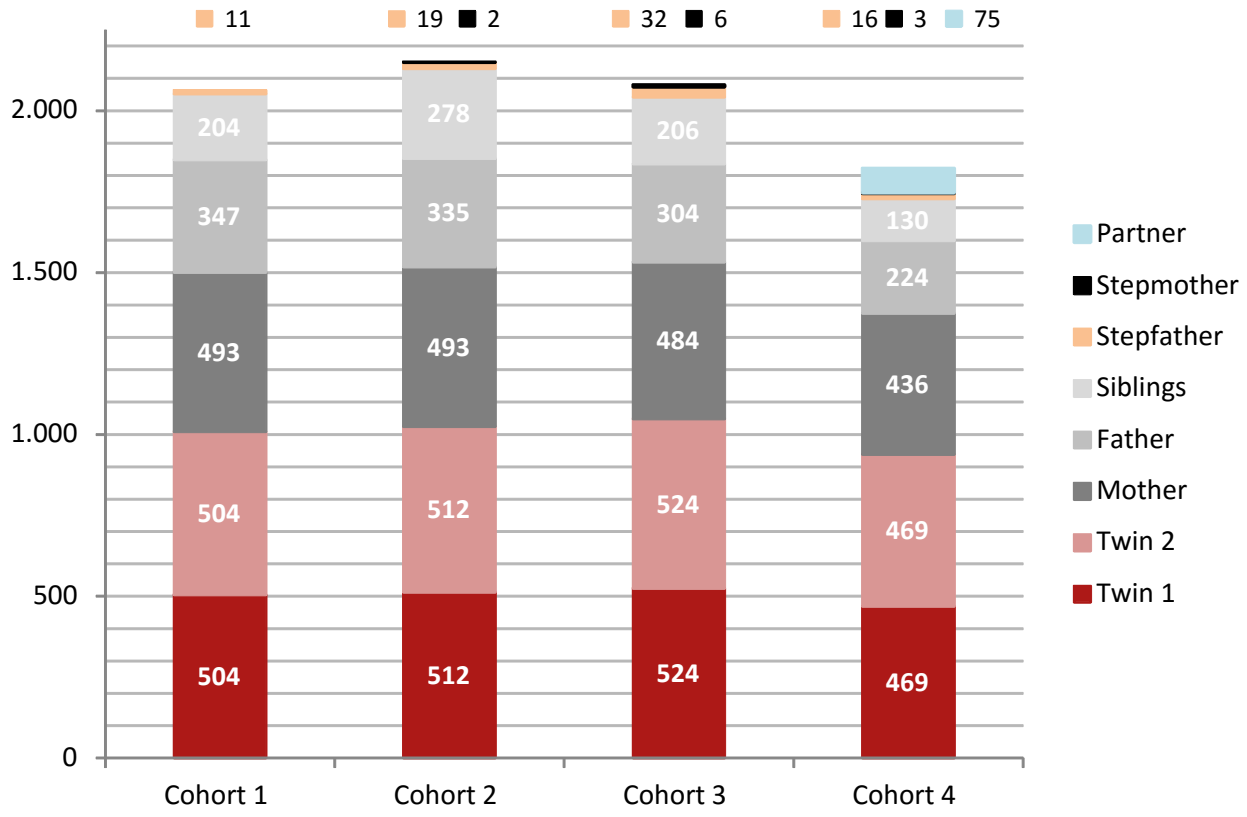

TwinLife

Overview of net sample for F2F-1a

- ***Structure of first half-wave completing the face-to-face interview in 2014 (F2F-1A):***
  - 2,009 twin families in 2,422 households

	Cohort 1	***Cohort 2***	***Cohort 3***	***Cohort 4***	***Total***
Twins	1,008	1,024	1,048	938	4,018
Mother	493	493	484	436	1,906
Stepmother	0	2	6	3	11
Father	347	335	304	224	1,21
Stepfather	11	19	32	16	78
Siblings	204	278	206	130	818
Twins‘ partners	–	–	–	75	75
Total	***2,063***	***2,151***	***2,080***	***1,822***	***8,116***
Families	504	512	524	469	2,009
Households	508	521	549	844	2,422
Participation	46%	45%	47%	23%	37%
Family complete	77%	78%	74%	58%	72%
Family incomplete	23%	22%	26%	42%	28%

Overall Distribution of twin families by zygosity and cohorts

Twin cohort group	*Monozygotic twins*	*Dizygotic twins*	*Total*
Born 2009	216 (43%)	285 (57%)	501
Born 2003	204 (40%)	306 (60%)	510
Born 1997	254 (49%)	269 (51%)	523
Born 1990/91	255 (54%)	213 (46%)	468
Total	**929 (46%)**	**1,073 (54%)**	**2,002**

Content

(1) Background information about TwinLife (p.3)

(2) Study design (p.8)

(3) Sample description (p.13)

(4) Construct overview (p.18)

(5) Data access (p.61)

(6) Data structure and documentation (DDI on rails) (p.67)

Areas of social inequality – Assessed variables

(1st wave, Face-To-Face-Interviews)

[1] Skill formation and education
- Educational success
- Educational attainment
- Intelligence
- Private tutoring
- Cognitive development
- Media use
- Motivation
- Self-efficacy
- Personality
- Self-esteem

[2] Career and labor market
- Employment status
- Wages, welfare dependency
- Perceived job security
- Educational career & aspirations
- Economic preferences

Environment

Zygosity

Demographics

[3] Social integration and participation
- Social participation
- Political participation
- Discrimination
- Migration & citizenship
- Social networks

[4] Quality of Life
- Global and domain-specific life satisfaction
- Satisfaction with sibling relation

[5] Health
- Subjective health
- Diagnoses
- Health behavior
- Examination reports (“U-Heft”)

[6] Deviant behavior
- Internalizing/Externalizing
- Delinquent behavior

Assessment of variables in the ETFD

- **Individual assessment of variables:**
  - Depending on person type and age, different constructs are considered (as indicated in the following)

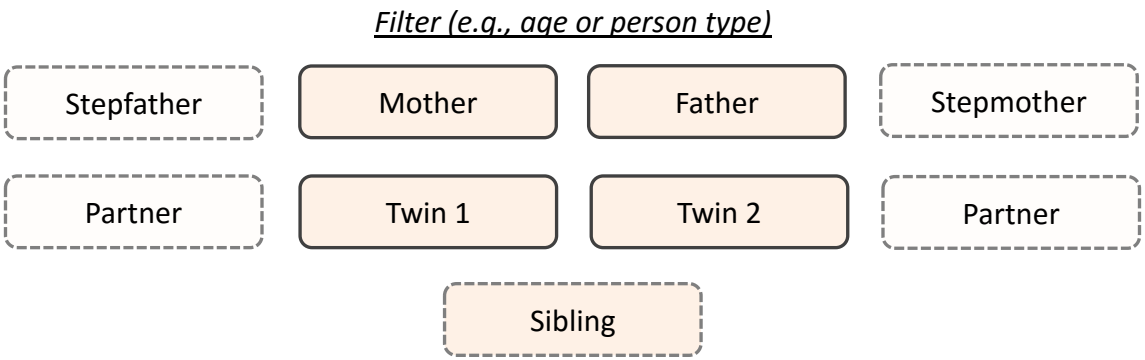

TwinLife

[1] Skill formation and education

- Educational attainment
- Educational success
- Intelligence
- Private tutoring
- Cognitive development
- Media use
- Motivation
- Self-Efficacy
- Personality / Temperament
- Self-Esteem

TwinLife

[1] Skill formation and education

- **Educational attainment & success**
  - School grades of latest school report
  - Photos or self-report

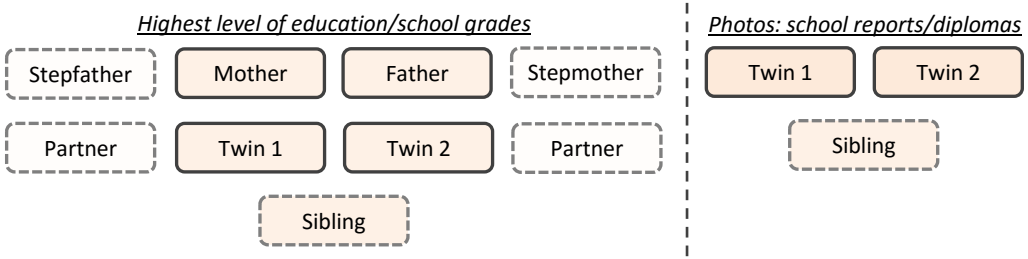

- **Intelligence**
  - Cognitive skills as assessed by the culture fair intelligence test (CFT 1-R, CFT 20-R)
  - Subtests: continue series, classification, matrices (reasoning)

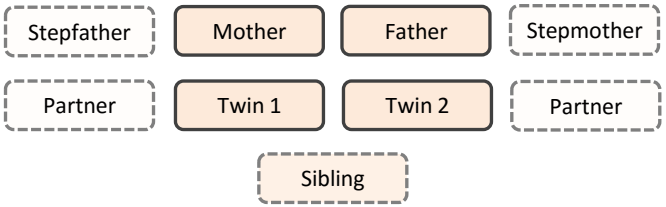

- **Private tutoring (NEPS, adapted) / Utilization of special support**

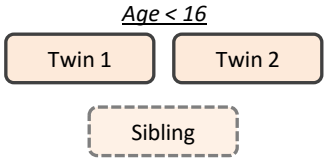

TwinLife

[1] Skill formation and education

- **Cognitive development**
  - Competence ratings from parents (NEPS), interviewer ratings after IQ-Test
  - e.g. social, verbal, concentration skills

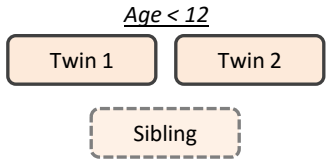

- **Media use (NEPS, adapted)**
  - e.g. time spent using devices, rules for media use

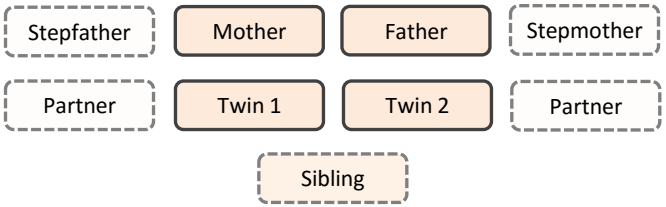

TwinLife

[1] Skill formation and education

- **Motivation**
  - Academic self concept, intrinsic / learning / achievement motivation
  - Subscales (adapted) from SDQP, SESSKO, IMI, SESSW, SELLMO-S, GOALS
    - e.g., "*I think, I will enjoy school.*", "*I think that I am pretty good at my job*", "*It is important for me in the context of my professional work to learn something interesting.*"

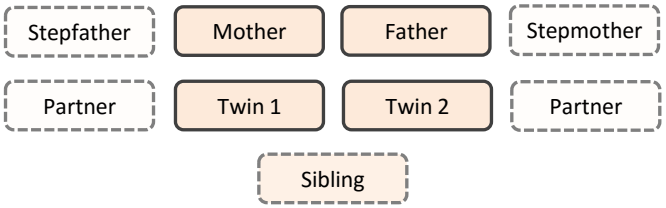

- **Self-efficacy**
  - Bandura's concept of self efficacy
    - e.g., "*I can rely on my own abilities in difficult situations.*"

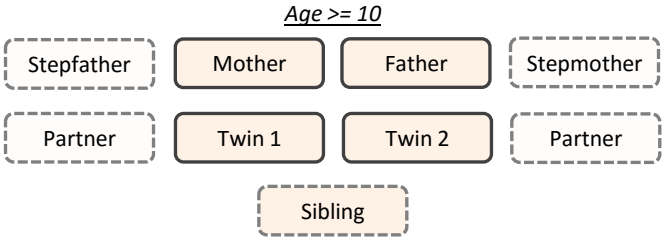

TwinLife

[1] Skill formation and education

- **Personality / Temperament (BIG 5)**
  - BFI-S: Neuroticism, extraversion, openness to experience, agreeableness, conscientiousness
    - e.g., "*I see myself as someone who does a thorough job*"

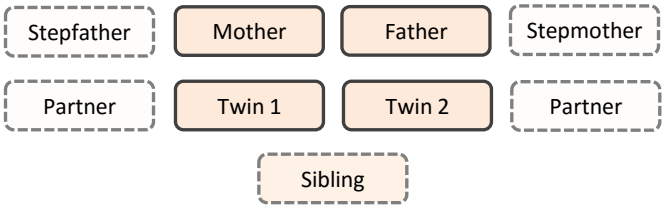

- **Parent ratings: Neuroticism, extraversion, openness to experience, agreeableness, conscientiousness**
  - e.g., "*How would you rank your child in comparison to other children of the same age? My child is talkative ---- quiet*"

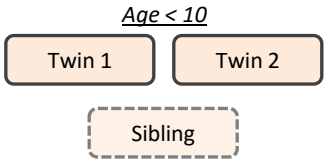

- **Self-esteem**
  - Brief Scale/Single Item measure (adapted from Rosenberg Scale)
    - e.g., „Sometimes I think I am no good at all", „My child has high self-esteem"

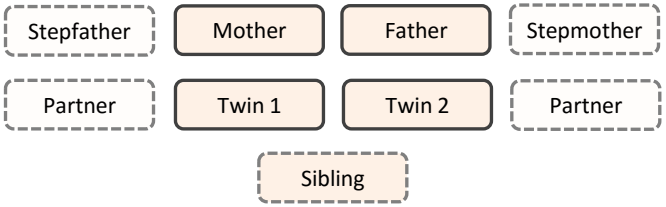

TwinLife

Using the variable stem (var) the variable can easily be found on data.soep.de/twinlife

Specific instrument /data source where you can find this information

Person filter (see p. 69): tu = twins, mf = parents, s = sibling, pq = twins' spouses, hh = household variable

Construct	Facets	Var	Module	Instrument / Source	Age	tu	mf	s	pq	hh	Further information
Skill formation and education											
Educational success & educational attainment	Self-report	**cer**	9_certificate	TwinLife		x	x	x	x		Highest level of education/school grades
		cer	9_certificate	photos of school reports/ diplomas (TwinLife)		x		x			
Intelligence		**igf**	person	CFT 1-R, CFT 20-R		x	x	x	x		Subtests: continue series, classification, matrices (reasoning)
Private tutoring/ Utilization of special support	Care	**car**		SOEP 2012							Caregivers and care facilities for twins and sibling by age
	Care institution	**cai**		SOEP							Care facilities (group size, number of childcare providers etc.)
	Activities	**eac**		SOEP							Activities in childcare (arts, languages, maths & sciences, visits to library, excursions etc.)
	School	**edu**		SOEP 2012/2014; Pairfam (wave 4, child); NEPS 2011	< 16	x		x			School (type, grade, federal state)
	Extracurricular activities	**aas**	6_child care	Pairfam (parenting, wave 7)							Extracurricular activities (e.g. remedial groups, clubs, leisure activities etc.)
	School grades repeated/ skipped	**eca**		SOEP 2014							School grades repeated/ skipped
	Contact information institution	**kgc**		SOEP							Contact information institution (e.g. address, phone number, pedagogic concept etc.)
	Same care twins	**cat**		SOEP							Same care twins
	Same school twins	**twt**		TwinLife	< 16	x					For 1st - 13th school grade

→ *For all **references** to instruments and sources, please check the **Excel file "Data Documentation"***

Construct	Facets	Var	Module	Instrument / Source	Age	tu	mf	s	pq	hh	Further information
Skill formation and education											
Cognitive development	Competence ratings parents	**com**	7_parents on child	NEPS; BBK 3-6	< 12	x		x			E.g. social, verbal, concentration skills
	Competence ratings interviewer	**ctb**	Person	Interviewer ratings after IQ-Test (BBK 3-6)							
Media use		**med**	5_less sensitive information	NEPS		x	x	x	x		E.g. time spent with devices, rules for media use
Motivation	Academic self concept	**asc**	3_basic modul	SDQP (verbal, math)		x		x			
	Self perceived ability	**spa**		SESSKO; IMI		x	x	x	x		IMI (Subtest: Perceived Competence)
	Intrinsic motivation	**imo**		SESSW		x	x	x			
	Learning motivation			SELLMO-S		x	x	x	x		
	Achievement motivation			GOALS (TwinLife)		x	x	x	x		
Self-Efficacy		**sef**	4_sensitive personal information	ASKU (short version)	>= 10	x	x	x	x		Bandura's concept of self efficacy
Personality/ Temperament (BIG 5)	Self-report	**per**	4_sensitive personal information	BFI-S; BFI-Schülerversion	>= 10	x	x	x	x		BIG 5: Neuroticism, extraversion, openness to experience, agreeableness, conscientiousness
	Parental-report	**per**	7_parents on child	BFI form school children (SOEP items)	< 10	x		x			
Self-Esteem	Self-report	**ses**	4_sensitive personal information	Rosenberg SES	**>= 13**	x	x	x	x		Brief Scale/Single Item measure (adapted from Rosenberg Scale)
	Parental-report	**ses**	7_parents on child	Single item measure Rosenberg SES	**< 13**	**x**		**x**			

→*For all **references** to instruments and sources, please check the **Excel file "Data Documentation"***

[2] Career and labor market

- Employment status
- Wages, welfare dependency
- Perceived job security
- Educational career & aspirations
- Economic preferences

TwinLife

[2] Career and labor market

- **Employment status & current position**
  - Type and characteristics of employment, working hours etc.

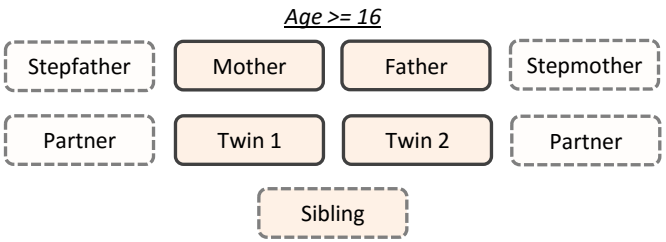

- **Wages, welfare dependency**
  - Gross income

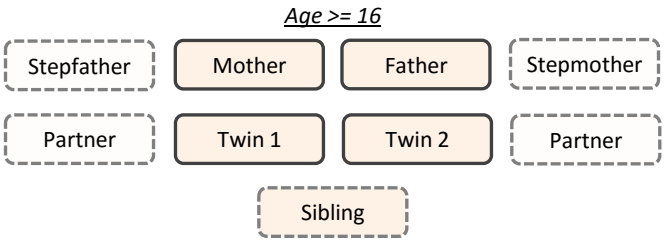

- **Perceived job security & satisfaction**
  - Job loss within last 2 years, perceived fairness of payment
    - e.g. *"How likely do you think it is that you might lose your job in the following two years?"*

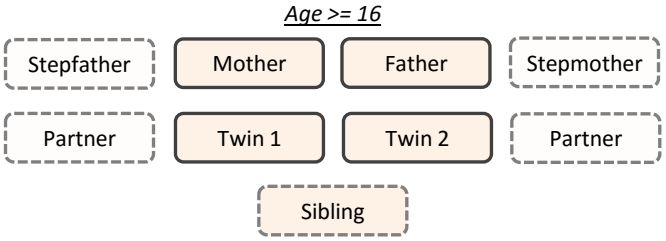

TwinLife

[2] Career and labor market

- **Educational career & aspirations**
  - Highest degree and characteristics of educational career, anticipated degree

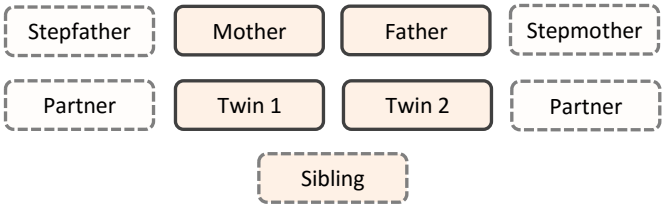

  - Information on school, school type recommendation

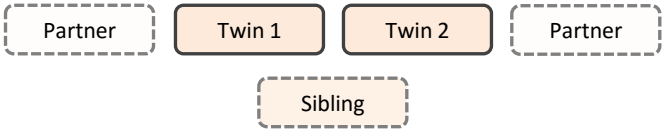

- **Economic preferences**
  - Risk aversion, patience
    - e.g., "*Would you describe yourself as someone who tries to avoid risks (risk-averse) or as someone who is willing to take risks (risk-prone)?*"

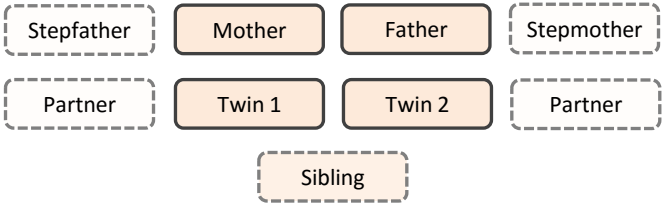

TwinLife

Construct	Facets	Var	Module	Instrument / Source	Age	tu	mf	s	pq	hh	Further information
Career and Labor Market Attainment											
Employment status & current position		**emp**	3_basic module	SOEP 2014	>= 16	x	x	x	x		Job title, occupational status, economic sector, extend of work activity, unemployment, required qualification for occupation, commuting
		emp; eca	generated variable	ISEI; SIOPS; EGP; ISCO 2008; KldB 2010;	>= 16	x	x	x	x		Classification based on occupation or occupational training; ISCO, KldB: two digits
		hpr	household questionnaire	SOEP 2014						x	Form of employment of all household members
Wages, welfare dependency		**inc**	3_basic module	SOEP 2005/2014; B3 Beschäftigungs-fragebogen	>=16	x	x	x	x		Monthly personal gross income, social allowances / benefits (e.g. child and parental benefit, continued pay in maternity leave)
Perceived job security & satisfaction		**emp**	3_basic module	SOEP 2003; B3 Beschäftigungsfrage bogen	>=16	x	x	x	x		Probability of losing job within next two years, balance between performance and output of job
Educational career & aspirations	Education	**edu**	3_basic module	SOEP 2012/2014; Pairfam (wave 4); NEPS 2011	>=4 & <15 >=10 >=16	x	x	x	x		Education (e.g. type of education / training, type of school, grade etc.)
	Course of education	**eca**	4_sensitive information	SOEP 2012/2014; DJI Jugendsurvey (wave 1)	>=4 and <15; >=10; >=17	x	x	x	x		Course of education (school-leaving qualification / highest educational degree, grade repeated/skipped, educational aspiration etc.)
		eca	generated variable	ISCED 1997	>= 16	x	x	x	x		Two versions: one digit, two digits
Economic preferences	Willingness to take a risk	**per0200**	4_sensitive personal information	SOEP 2008	>=10	x	x	x	x		Willingness to take a risk
			7_parents on child	SOEP 2008	>=4 and <=9	x		x			Willingness to take a risk
	Patience	**per0300**	4_sensitive personal information	SOEP 2008	>=10	x	x	x	x		Patience
			7_parents on child	SOEP 2008	>=4 and <=9	x		x			Patience

→*For all **references** to instruments and sources, please check the **Excel file "Data Documentation"***

[3] Integration and participation

Social participation

Political participation

Discrimination

Migration & Citizenship

Social networks

[3] Integration and participation

- **Social participation**
  - Frequency of activities in social groups and clubs, volunteering
    - e.g., sports group, church, drama group

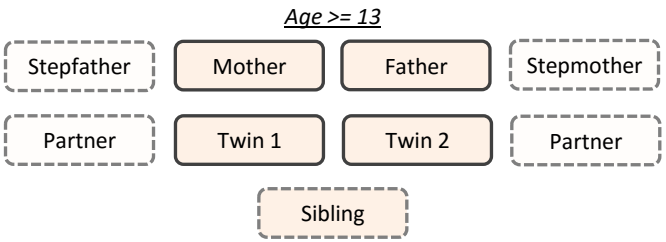

- **Political participation**
  - Interest, turnout, party preferences, political activities
    - e.g., "*In general, how interested are you in politics*?"

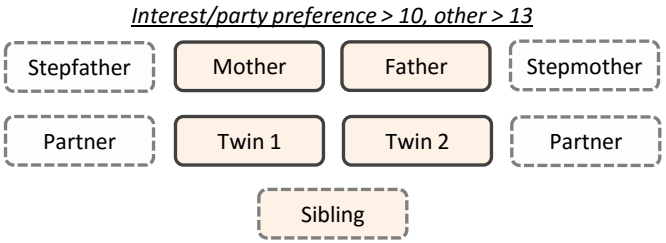

- **Experiences of discrimination**
  - Experience, reason for discrimination, and perceived stress/burden
    - e.g. „*In the last 12 months, have you experienced that you were treated worse or discriminated against due to a personal characteristic (such as your skin color, your gender, your religion)*?"

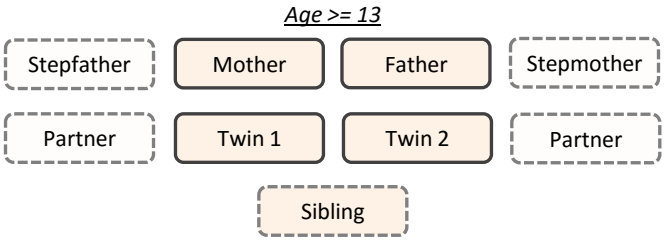

TwinLife

[3] Integration and participation

- **Migration & Citizenship**
  - e.g., country of birth (self, parents), citizenship, language spoken at home

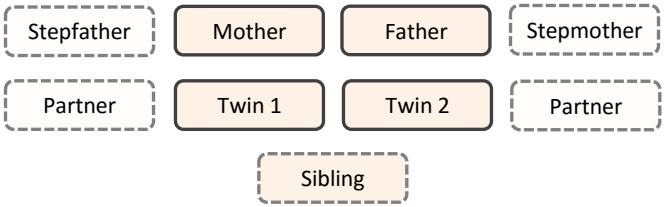

- **Social networks**
  - Characteristics of three close friends (age, gender, schooling), number of friends outside household

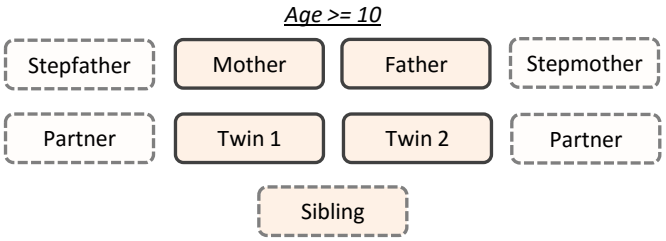

  - Generalized trust and loneliness
    - e.g., "*In general, you can trust people.*"
    - e.g., "*I often feel lonely.*"

TwinLife

Construct	Facets	Var	Module	Instrument / Source	Age	tu	mf	s	pq	hh	Further information
Integration and Participation											
Social participation	Self-report	**sop**	5_less sensitive information	AID:A 2009	>=13	x	x	x	x		Social Participation in groups and clubs, Volunteering
	Parental-report	**sop**	7_parents on child	AID:A 2009	< 13	x		x			Social Participation in groups and clubs, Volunteering
Political participation		**pop**	5_less sensitive information	SOEP 2011; AID:A 2009; Add-health	>9 & <=15 >=13 >=18	x	x	x	x		Domains: Political interest; political activity; turnout; party preferences
Experiences of discrimination		**dis**	5_less sensitive information	SOEP; DEAS; TwinLife	>=13	x	x	x	x		Experience of discrimination due to different domains, burden
Migration & Citizenship		**mig**	3_basic module	SOEP 2014	>=15	x	x	x	x		Information on citizenship
		mig	7_parents on child	SOEP 2014	>=4 and <=15	x		x			Information on citizenship
Social networks	Self-report	**net**	5_less sensitive information	SOEP 2003/2011; SSND; PASS	>=15	x	x	x	x		Social networks (trust, friends, most important persons, loneliness)
	Parental-report	**net**	7_parents on child	PASS		x		x			Number of close friends
	Loneliness	**net**	5_less sensitive information	SOEP 2008	>=10	x	x	x	x		

→*For all **references** to instruments and sources, please check the **Excel file "Data Documentation"***

[4] Quality of Life

Global life satisfaction

Domain satisfaction

Satisfaction with sibling relation

[4] Quality of Life

- **Global life satisfaction**
  - Satisfaction with life in general (SWLS/SWLS-C scale)
    - e.g., "*For most parts, my life is close to my ideal.*", „*My living conditions are great.*"

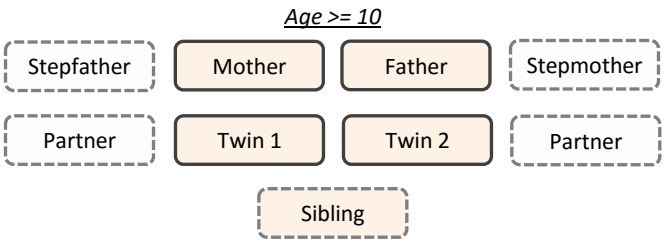

- **Domain satisfaction**
  - Domains: Health, work/school, income/pocket money, leisure time, family life, partnership/friendships
    - e.g., "*How satisfied are you with your health*?"

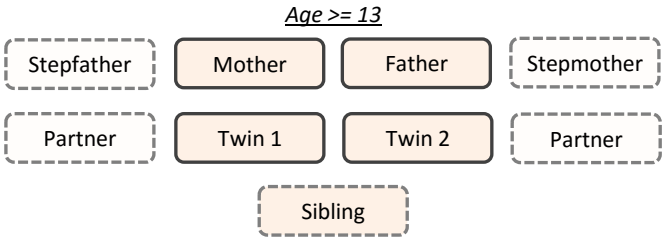

- **Satisfaction with sibling relation**
  - e.g. "*How satisfied are you with your relationship with [name of twin 2]?*"

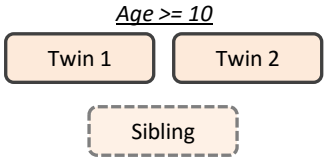

TwinLife

Construct	Facets	Var	Module	Instrument / Source	Age	tu	mf	s	pq	hh	Further information
Quality of Life											
Global life satisfaction		**gls**	5_less sensitive information	SWLS/ SWLS-C	>= 10	x	x	x	x		
Domain satisfaction		**sat**	4_sensitive personal information	SOEP 2011	>= 10	x	x	x	x		Domains: Health, work/school, income/pocket money, leisure time, family life, partnership/friendships
Satisfaction with sibling relation		**sat**	4_sensitive personal information	TwinLife	>= 10	x		x			

→*For all **references** to instruments and sources, please check the **Excel file "Data Documentation"***

[5] Health

Subjective health

Diagnoses

Health behavior

Examination reports („U-Heft“)

[5] Health

- **Subjective health**
  - e.g. *„In general, how would you rate your overall health in the last 12 months?“*

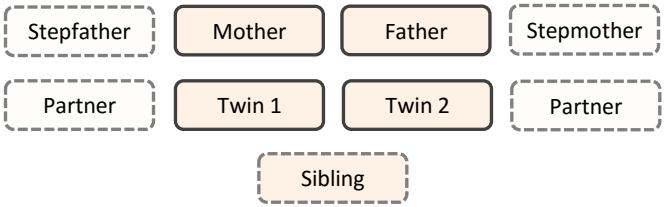

- **Diagnoses / Objective health**
  - Diagnosis lists for children and adults (SOEP), impairment, BMI

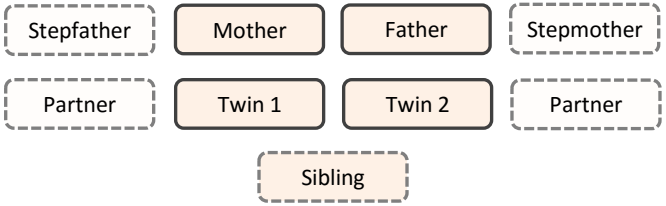

- **Health behavior**
  - Smoking, alcohol consumption, doctor‘s visits, medication, general health preventive behavior

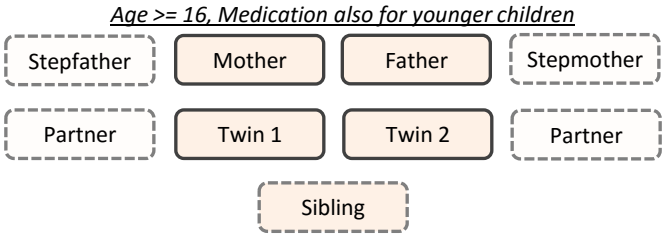

TwinLife

[5] Health

- **Examination reports („U-Heft“)**
  - U1 (Examination of all newborns)
    - Length at birth; birth weight; head circumference; birth defects; abnormalities; previous pregnancies; presentation in hospital before birth; number of previous medical check-ups; birth in ___ week of pregnancy; risk factors during pregnancy
  - U2-U9
    - weight, size; head circumference; health issues

Twin 1 | Twin 2

Sibling

TwinLife

Construct	Facets	Var	Module	Instrument / Source	Age	tu	mf	s	pq	hh	Further information
Health											
Subjective health		**she**	5_less sensitive information	SF-8 (1st Item)	>= **10**	x	x	x	x		Self-report
		she	7_parents on child	SF-8 (1st Item)	< **10**	x		x			Parental-report
Objective health/ Diagnoses	Diagnoses (adults)	**dia**	5_less sensitive information	SOEP 2011	>= 16	x	x	x	x		Diagnoses list for adults, self-report
	Diagnoses (children)		7_parents on child	SOEP 2011	< 16	x		x			Diagnoses list for children, parental-report
	Impairment	**imp**	5_less sensitive information	TwinLife	>= 16	x	x	x	x		Self-report
			7_parents on child	TwinLife	< 16	x		x			Parental-report
Body mass index (BMI)	Height (Non Twins)	**bdy**	5_less sensitive information	TwinLife	>= **13**		x	x	x		Self-report
			7_parents on child	TwinLife	<=**13**			x			Parental-report
	Height (Twins)		**1_Zygosity**	TwinLife		x					Self-report (>= 16), parental-report (< 16)
	Weight		5_less sensitive information	TwinLife	>= **13**	x	x	x	x		Self-report
			7_parents on child	TwinLife	<= **13**	x		x			Parental-report
Health behavior	Doctor's visit	**doc**	5_less sensitive information	SOEP 2011	>= 16	x	x	x	x		Self-report
			7_parents on child	SOEP 2011	< 16	x		x			Parental-report
	Smoking, alcohol consumption, medication	**hbe**	5_less sensitive information	SOEP 2010	>= 16	x	x	x	x		Self-report
	Medication (children)		7_parents on child	SOEP 2010	< 16	x		x			Parental-report
	General health preventive behavior		5_less sensitive information	List of age related changes (HEALTH domain)	>= 16	x	x	x	x		Self-report
Examination reports ("U-Heft")		**nbi**	8_health record book	Health record book (TwinLife)		x		x			U1 (Examination of all newborns): length at birth, birth weight; head circumference; birth defects; abnormalities; previous pregnancies; presented at clinic before birth; number of previous medical check-ups; birth in week xx of pregnancy; risk factors during pregnancy U2-U9: weight, size; head circumference; health issues

→*For all **references** to instruments and sources, please check the **Excel file "Data Documentation"***

[6] Deviant behavior

Internalizing

Externalizing

Delinquent behavior

TwinLife

[6] Deviant behavior

- **Internalizing**
  - Emotional symptoms, social problems (SDQ – adapted)
    - e.g. *„In general I am popular with others.", "I often have headaches, stomach aches or feelings of sickness."*

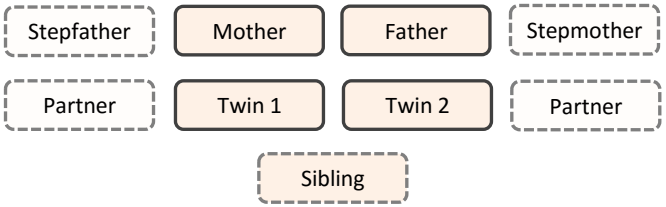

- **Externalizing**
  - Hyperactivity/attention, behavior problems (SDQ – adapted)
    - e.g. *„Others say that I don't tell the truth.", "The child is restless, overactive, cannot stay still for long"*

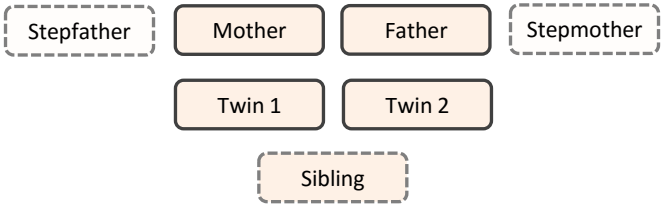

TwinLife

[6] Deviant behavior

- **Delinquent Behavior**
  - Illegal activities – frequency, with whom
    - e.g. *„Have you ever done something that could be considered as a violation of the law?"*
  - → List of delinquent actions (e.g. theft, taking drugs, battery/assault)

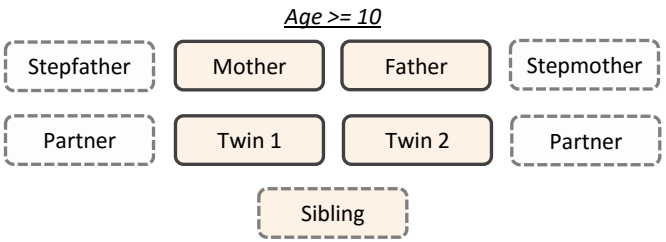

- **Deviant behavior young children (SDQ- adapted)**
  - e.g. *„Would you say that you never listen to your parents, sometimes listen to your parents or very often listen to your parents?"*

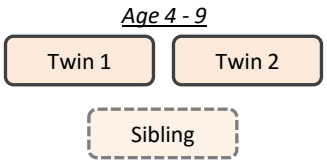

TwinLife

Construct	Facets	Var	Module	Instrument / Source	Age	tu	mf	s	pq	hh	Further information
Deviant Behavior											
Internalizing	Self-report	**int**	4_sensitive personal information	SDQ	>= 10	x	x	x			Subscales: Emotional symptoms, social problems
	Parental-report		7_parents on child	SDQ	< 10	x		x			Subscales: Emotional symptoms, social problems
Externalizing	Self-report	**ext**	4_sensitive personal information	SDQ	>= 10	x	x	x			Subscales: Hyperactivity/attention, behavior problems
	Parental-report		7_parents on child	SDQ	< 10	x		x			Subscales: Hyperactivity/attention, behavior problems
Delinquent Behavior	Delinquent behavior	**del**	4_sensitive personal information	SFB 882 Bielefeld (Fragebogen Schülerbefragung Dortmund 2012)	>= 10	x	x	x	x		Illegal activities - frequency, with whom
	Deviant behavior young children	**dev**	3_Basic module	SDQ	< 10	x		x			

→*For all **references** to instruments and sources, please check the **Excel file "Data Documentation"***

Environment

- Parenting
- Sibling relationship quality
- Quality of home environment
- Family activities
- Grandparents
- Interviewer ratings
- Childcare & Care characteristics
- Family structure
- Neighborhood & Community

Environment

- **Parenting Style**
  - Child report on parents and step-parents
  - Parent/step-parent self-report

  - Emotional warmth, psychological control, negative communication, monitoring, inconsistent parenting
    - e.g., *"My father showed me with words and gestures that he loved me."*

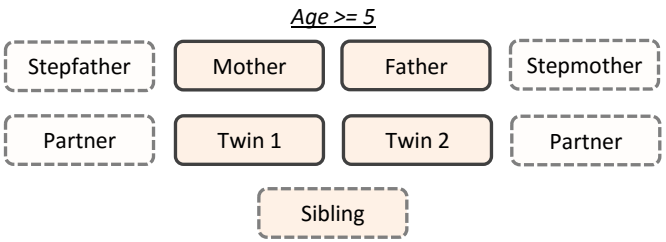

- **Involvement**
  - Structure, emotional support, autonomy, control
  - e.g., *"My parents are interested in what I learned in school."*

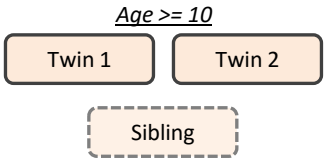

TwinLife

Environment

- **Sibling relationship quality**
  - ASRQ – warmth, conflict
  - e.g., *„How often do you argue with [name]?", "How much do you try to cheer up [name] when he/she feels bad?"*

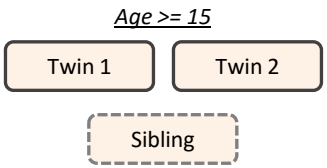

- **SRI – affection, hostility, rivalry**
  - e.g., *"Children sometimes hurt their brother or sister on purpose like by pushing, punching or hitting him or her. How often do you do these kind of things to [target sibling]?"*

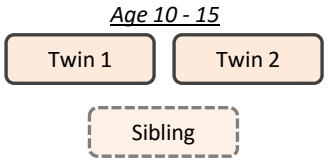

TwinLife

Environment

- **Quality of home environment**
  - Child and parent report on childhood home
  - CHAOS Scale - noise, atmosphere, routines, …
    - e.g., *„There is usually a television turned on somewhere in our home."*

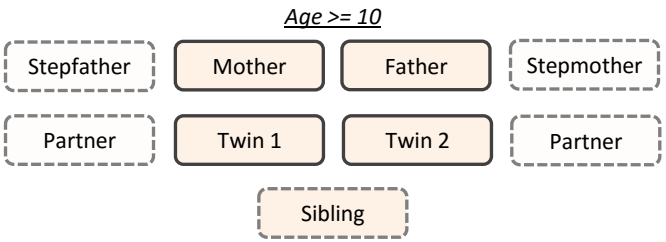

- **Family activities**
  - Child and parent reports of frequency of joint singing, reading, sports, excursions

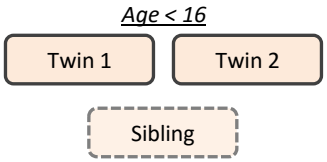

TwinLife

Environment

- **Relationship with grandparents**
  - Parent and child (> 10 yrs) reports of e.g. contact, activities, discussion of problems

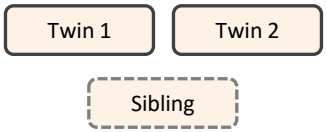

- **Interviewer ratings on home characteristics**
  - General household impression (e.g. tidiness, space, furnishing)
  - Number of books in household

TwinLife

Environment

- **Childcare & care characteristics (SOEP)**
  - Caregiver person/institution age 0 – 6, duration
  - Characteristics of institution and group
  - Satisfaction with kindergarten
  - Special support/programs
    - e.g., *"Before starting school, has your child ever been cared for regularly (i.e. not only at occasions) by one or more of the following persons/institutions? Think about a regular week."*
    - e.g., *"Taken together, how satisfied are you with your child's kindergarten?"*
    - e.g., *"Are there any special programs in your child's kindergarten that promote his/her motor skills? … cognitive skills?"*

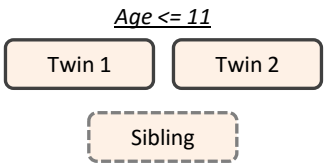

TwinLife

Environment

- **Family structure**
  - Persons in- and outside household
    - name, age, gender, education
  - Marital status
  - Family composition
  - Housing characteristics
  - Gross household income, social benefits

TwinLife

Environment

- **Neighborhood & community**
  - Microm data:
    - state, community size, development, mobility etc.
  - Interviewer ratings on safety, wealth, and pollution in the neighborhood

→*For all **references** to instruments and sources, please check the **Excel file "Data Documentation"***

Construct	Facets	Var	Module	Instrument / Source	Age	tu	mf	s	pq	hh	Further information
Environment											
Parenting	Parenting style (child-report)	**pas**	3_Basic module	Pairfam (wave 2, parenting; wave 4, child/parents)	< 10		x				Emotional warmth, psychological control, negative communication, monitoring, inconsistent parenting
			4_Sensitive personal information		>= 10		x				
	Parenting style (parental-report)	**par**					x				
	Involvement	**inv**	3_Basic module	CoSMoS Child questionnaire	>= 10	x		x			Structure, emotional support, autonomy, control
Sibling relationship quality	Warmth, conflict	**sre**	4_Sensitive personal information	ASRQ	>= 15	x		x			Frequencies concerning hostile and supportive behavior; feelings of closeness to sibling, feelings of jealousy
	Affection, hostility, rivalry	**sre**		SRI	10 - 15	x		x			Frequencies concerning hostile and supportive behavior towards twin; feelings of closeness to twin, feelings of jealousy, perceived discriminatory treatment of parents
			3_Basic module	SRI	< 10	x		x			Frequencies concerning hostile and supportive behavior towards twin and sibling; feelings of closeness to twin and sibling, feelings of jealousy, perceived discriminatory treatment of parents
Quality of home environment		**hoe**	4_Sensitive personal information	CHAOS Scale	>= 10	x	x	x	x		Child- and parental-report on childhood home
Family activities	Child-report	**acc**	4_sensitive personal information	Pairfam (wave 2, parenting)	< 16	x		x			Child-report of frequency of joint singing, reading, sports, excursions
	Parental-report	**acp**			age child < 10		x				Parental-report of frequency of joint singing, reading, sports, excursions
Relationship with grandparents	Child-report	**gre**	4_sensitive personal information	Pairfam (wave 2, child)	>= 10	x		x			Child reports of e.g. contact, activities, talk about problems
	Parental-report		7_parents on children		age child < 10		x				Frequency of twins and sibling meet grandparents (parental-report)
Interviewer ratings on home characteristics		**iva**	household questionnaire	DEAS						x	General household impression (e.g. tidiness, space, furnishing); Number of books in household

→*For all **references** to instruments and sources, please check the **Excel file "Data Documentation"***

Construct	Facets	Var	Module	Instrument / Source	Age	tu	mf	s	pq	hh	Further information
Environment											
Childcare and care characteristics	Caregiver person/ institution, duration	car	6_child care	SOEP 2012	age child <= 6	x	x	x			Caregivers and care facilities for twins and sibling by age
	Characteristics of institution and group	cai	6_child care	SOEP	age child < 3 or >= 3	x		x			Size of the group, N childcare providers, training childcare providers,
	Satisfaction with kindergarten	kgc	6_child care	SOEP	age child <= 6	x		x			Number of children in the kindergarten speaking other languages than German, satisfaction with kindergarten
	Special support/programs	eac	6_child care	SOEP	age child <= 6	x		x			Frequency participation in activities organized by care institution
	Twin raised seperatly / caregiver person when raised seperatly	twt	6_child care	TwinLife		x					Age from which were raised seperatly
Family structure & household characteristics	Persons in- and outside household (name, age, gender, education)	**fpr; fil; hpr**	family protocol; household questionnaire	Pairfam (wave 4, parenting)						x	Name, age, gender and relation to twins of all persons in household; name, age, gender of twins; name, age, gender and relation to twins of siblings and parents who don't live in household; partners of twins; form of employment of all household members
	Marital status	**fam**	3_basic module	SOEP 2014	>= 10	x	x	x			Marital status
	Partnership/gender Partner	**fam**	3_basic module	SOEP 2014	>= 10	x	x	x			Permanent relationship, gender of partner
	Housing characteristics	**liv**	household questionnaire	SOEP 2014; Pairfam (wave 1, anchor)						x	Housing conditions (e.g. subletting, rented apartment/house, residential property), duration of residence in dwelling, type of household (e.g. parental household, own household)
	Gross household income, social benefits	**inc**	household questionnaire	SOEP 2014; 2003						x	Monthly personal gross income, social allowances / benefits (e.g. child and parental benefit, continued pay in maternity leave)
	Net equivalent household income	**inc**	generated variable	OECD equivalence scales						x	New OECD scheme using monthly household net income of all household members and age

Zygosity

Zygosity questionnaire

Self-rated zygosity

Twin specific questions

Zygosity

- **Zygosity questionnaire**
  - Adult twins – self report both twins
    - e.g. eye and skin color, physiological characteristics, confusion etc.

Age >= 17

Twin 1 | Twin 2

  - Child Twins – parent report
    - e.g. eye and skin color, physiological characteristics, confusion etc.

Age <= 16

Twin 1 | Twin 2

TwinLife

Zygosity

- **Self-rated zygosity (parents, twins)**
  - e.g. *„Do you believe the twins/you are fraternal or identical twins?“*

Twin 1 | Twin 2

- **Twin specific questions**
  - Parent and partner report – e.g. similarity of clothing, frequency of contact, shared interests
    - e.g., *„Do the twins in general share the same hobbies and interests?”*

Twin 1 | Twin 2

TwinLife

Construct	Facets	Var	Module	Instrument / Source	Age	tu	mf	s	pq	hh	Further information
Zygosity & Twin specific questions											
Zygosity questionnaire	Parental-report for cohort 1 & 2	**zyg**	1_zygosity questionnaire for cohorts 1 & 2	Similarity Questionnaire	< 16	x					
	Self-report for cohort 3 & 4	**zyg**	1_zygosity questionnaire for cohorts 3 & 4	Similarity Questionnaire	>= 16	x					
	Zygosity determined by saliva test	**zyg0101**	Person	DNA genotyping		x					
	Zygositiy determined by questionnaire information	**zyg0100**	Person	TwinLife		x					
	Zygositiy determined by questionnaire information; corrected by salvia test if differing	**zyg0102**	Person	TwinLife		x					'Final' zygosity varibale
Self-rated zygosity	Parental-report for cohort 1 & 2	**zyg0700**	1_zygosity questionnaire for cohorts 1 & 2	Similarity Questionnaire	< 16	x					e.g. „Do you believe the twins are fraternal or identical twins?“
	Self-report for cohort 3 & 4	**zyg1800**	1_zygosity questionnaire for cohorts 3 & 4	Similarity Questionnaire	>= 16	x					e.g. „Do you believe you are fraternal or identical twins?“
Twin specific questions		**tst**	4_sensitive personal information	TwinLife		x					
		tss		TwinLife				x			
		tsp	3_Basic module	TwinLife			x				
		tsf	Person	TwinLife					x		

→*For all **references** to instruments and sources, please check the **Excel file "Data Documentation"***

Content

(1) Background information about TwinLife (p.3)

(2) Study design (p.8)

(3) Sample description (p.13)

(4) Construct overview (p.18)

(5) Data access (p.61)

(6) Data structure and documentation (DDI on rails) (p.67)

Sources of TwinLife Information, Data & Documents

- **TwinLife website:**
  - http://www.twin-life.de/en/data
  - Provides information on contents, methodology, remarks and publications
- **GESIS Data Archive for the Social Sciences:**
  - http://www.gesis.org/en/institute/gesis-scientific-departments/data-archive-for-the-social-sciences/
  - Data service for national and international comparative surveys from social and political science research
- **Access through GESIS Data Catalogue:**
  - http://dx.doi.org/10.4232/1.12665
  - Contains study descriptions of all social science research data available at the GESIS Data Archive including TwinLife
  - ***Data access:*** complete the order form and send it to the specified address!

TwinLife

Data access via GESIS Data Catalogue

gesis Leibniz-Institut für Sozialwissenschaften

Deutsch | Contact

DBK Home ▼ | Search ▼ | Browse ▼ | Overview ▼ | Account ▼ | News | not logged on

Study number of TwinLife in the GESIS Data Catalogue

ZA6701: TwinLife

Bibliographic Citation | Content | Methodology | Data & Documents | Errata & Versions | Further Remarks | Publications

Citation	*Diewald, Martin; Riemann, Rainer; Spinath, Frank M.; Gottschling, Juliana; Hahn, Elisabeth; Kornadt, Anna E.; Schulz, Wiebke; Schunck, Reinhard; Baier, Tina; Bartling, Annika; Kaempfert, Merit; Krell, Kristina; Lang, Volker; Lenau, Franziska; Nikstat, Amelie; Peters, Anna-Lena (2016): TwinLife. GESIS Data Archive, Cologne. ZA6701 Data file Version 1.0.0, doi:10.4232/1.12665*
Study No.	ZA6701
Title	TwinLife
Current Version	1.0.0, 2016-11-3, doi:10.4232/1.12665
Date of Collection	01.10.2014 - 31.05.2015
Principal Investigator/ Authoring Entity, Institution	1 2 Diewald, Martin - Universität Bielefeld Riemann, Rainer - Universität Bielefeld Spinath, Frank M. - Universität des Saarlandes

http://dx.doi.org/10.4232/1.12665

TwinLife

Data access via Gesis Data Catalogue

gesis Leibniz-Institut für Sozialwissenschaften

Deutsch | Contact

DBK Home ▼ | Search ▼ | Browse ▼ | Overview ▼ | Account ▼ | News | not logged on

General information on TwinLife

ZA6701: TwinLife

Bibliographic Citation | Content | Methodology | Data & Documents | Errata & Versions | Further Remarks | Publications

Abstract

TwinLife is a 12-year representative behavior genetic study investigating the emergence and development of social inequalities over the life course.

The long-term project began in 2014 and surveys more than 4,000 pairs of twins and their families in different stages of life on a yearly basis. All of the subjects reside in Germany. Not only social, but also genetic mechanisms as well as covariations and interactions between these two factors can be examined with the help of identical and fraternal same-sex twins.

In order to document the individual development of different aspects it is important to examine the families extensively over the course of several years. Six important contextual domains are focused on: 1. Education and academic performance / skill development, 2. career and labor market attainment, 3. integration and participation in social, cultural and political life, 4. quality of life and perceived capabilities, 5. physical and psychological health and 6. behavioral problems and deviant behavior.

In the following, the TwinLife Data are described in more detail by the life domains outlined above:

1. Education and academic performance / skill development: In this domain data on grades, educational motivations, levels of education are collected in addition to information on cognitive abilities, personality traits / noncognitive skills and their development.

http://dx.doi.org/10.4232/1.12665

TwinLife

Data access via Gesis Data Catalogue

gesis Leibniz-Institut für Sozialwissenschaften

Deutsch | Contact

DBK Home ▼ | Search ▼ | Browse ▼ | Overview ▼ | Account ▼ | News | not logged on

Information on **design and status of data collection**

ZA6701: TwinLife

Bibliographic Citation | Content | Methodology | Data & Documents | Errata & Versions | Further Remarks | Publications

Geographic Coverage	Germany (DE)
Universe	Twins and their families (Extended Twin Family Design, ETFD): Monozygotic and dizygotic same-sex twin pairs born in the following years: 1.) 1990 and 1991, 2.) 1997, 3.) 2003 and 4.) 2009 (4 birth cohorts) + at least one biological parent (+ if possible the other biological parent, step-parent(-s), one sibling and the twins' partners)
Selection Method	Probability Sample: Multistage Sample
Mode of Data Collection	Household interviews with the family via three different interview modes (Face-to-face interview: CAPI (Computer Assisted Personal Interview), Self-administered questionnaire: CASI (Computer Assisted Self-Interview), and Self-administered questionnaire: Paper plus cognitive tests, scans/photos of certificates; interviews with family members living outside the interviewed households by two modes (Self-administered questionnaire: CAWI (Computer Assisted Web Interview), Self-administered questionnaire: Paper.

http://dx.doi.org/10.4232/1.12665

TwinLife

Data access via GESIS Data Catalogue

Access to data and documents of *TwinLife* including the Data Use Agreement

ZA6701: TwinLife

Data & Documents | Errata & Versions | Further Remarks

Dataset	Number of Units: 8314 Personen, 2009 Familien
	Number of Variables: 2571 (Personenformat), 8898 (Familienformat)
	Data Type: Stata, SPSS
	Analysis System(s): SPSS, Stata
Availability	C - Data and documents are only released for academic research and teachin depositor's written authorization. For this purpose the Data Archive obtains a specification of the user and the analysis intention.
Download of Data and Documents	

Datasets | Questionnaires | Other Documents | DDI Documents

- ZA6701_Data_Use_Agreement.zip English (User Contract) 59 KBytes
- ZA6701_Datennutzungsvertrag.zip German (User Contract) 59 KBytes

gesis Leibniz Institute for the Social Sciences

Data Use Agreement

Regarding off-site access to data provided by GESIS

Contract number: _____ (provided by GESIS)

between

GESIS – Leibniz Institut für Sozialwissenschaften
Quadrat B2,1
68159 Mannheim

– hereafter referred to as GESIS –

and

http://dx.doi.org/10.4232/1.12665

TwinLife

Content

(1) Background information about TwinLife (p.3)

(2) Study design (p.8)

(3) Sample description (p.13)

(4) Construct overview (p.18)

(5) Data access (p.61)

(6) Data structure and documentation (DDI on rails) (p.67)

Data structure: SUF

- **Since october 2016, the data of the first face-to-face interview for the first half-wave is available as a Scientific Use File (SUF) via the GESIS Data Catalogue**
  - 1 data set in **"individual format" ("long")**
    - 1 row per person
    - All survey data incl. information on household & family structure (gross household composition incl. non-participating household members)
    - Information on participation in the survey overall and the single questionnaires / modules in particular
  - 1 data set in **"family format" ("wide")**
    - 1 row per family
    - Information of each participating person in the family stored in separate variables / columns
  - 1 data set containing **zygosity questionnaire** information
  - 1 **mode data set** containing the survey mode of each variable for each person

TwinLife

Data structure: person codes

- **Person codes**
  - numbers in variable 'ptyp' and final letters in variable names
    - e.g. 'sre0200t' for the variable 'sibling relationship' concerning twin 1

Code	*Person*	*ptyp*
t	Twin 1	1
u	Twin 2	2
s	Surveyed sibling – *full or half; details see variable fpr0107*	200
p	Partner of twin 1	110
q	Partner of twin 2	120
m	Mother of twins – *biological, adoptive & foster; details see variable fpr0107*	300
n	Partner of twins' father / "stepmother"	600
f	Father of twins – *biological, adoptive & foster; details see variable fpr0107*	400
g	Partner of twins' mother / "stepfather"	500

TwinLife

Data structure: variable names

- ***Example***

1) „Individual“ format („long“ dataset)
↓
pas0100m

2) „Family“ format („wide“ dataset)
↓
pas0100m_s1

TwinLife

Data structure: variable names

- ***Example***

1) „Individual“ format („long“ dataset)
↓
pas0100m

2) „Family“ format („wide“ dataset)
↓
pas0100m_s1

TwinLife

Data structure: variable names

	fid	fid_hhc	ptyp	pid	pas0100m
12	10021	1002101	200: Geschwister	10021200	5: sehr oft
26	10041	1004101	200: Geschwister	10041200	4: oft
38	10072	1007201	200: Geschwister	10072200	5: sehr oft
50	10089	1008901	200: Geschwister	10089200	4: oft
53	10091	1009101	200: Geschwister	10091200	3: manchmal
59	10100	1010001	200: Geschwister	10100200	3: manchmal
66	10117	1011701	200: Geschwister	10117200	5: sehr oft

- ***Example 1)***
  - What information is in the variable name "**pas0100m"** in the "individual format" ("long" dataset)?

pas

→ **variable stem:** parental style – child report

TwinLife

Data structure: variable names

	fid	fid_hhc	ptyp	pid	pas0100m
12	10021	1002101	200: Geschwister	10021200	5: sehr oft
26	10041	1004101	200: Geschwister	10041200	4: oft
38	10072	1007201	200: Geschwister	10072200	5: sehr oft
50	10089	1008901	200: Geschwister	10089200	4: oft
53	10091	1009101	200: Geschwister	10091200	3: manchmal
59	10100	1010001	200: Geschwister	10100200	3: manchmal
66	10117	1011701	200: Geschwister	10117200	5: sehr oft

- ***Example 1)***
  - What information is in the variable name "**pas0100m**" in the "individual format" ("long" dataset)?

pas01

→ **item block:** parental style

TwinLife

Data structure: variable names

	fid	fid_hhc	ptyp	pid	pas0100m
12	10021	1002101	200: Geschwister	10021200	5: sehr oft
26	10041	1004101	200: Geschwister	10041200	4: oft
38	10072	1007201	200: Geschwister	10072200	5: sehr oft
50	10089	1008901	200: Geschwister	10089200	4: oft
53	10091	1009101	200: Geschwister	10091200	3: manchmal
59	10100	1010001	200: Geschwister	10100200	3: manchmal
66	10117	1011701	200: Geschwister	10117200	5: sehr oft

- ***Example 1)***
  - What information is in the variable name "**pas0100m**" in the "individual format" ("long" dataset)?

pas0100

→ **item number:** shows affection

TwinLife

Data structure: variable names

	fid	fid_hhc	ptyp	pid	pas0100m
12	10021	1002101	200: Geschwister	10021200	5: sehr oft
26	10041	1004101	200: Geschwister	10041200	4: oft
38	10072	1007201	200: Geschwister	10072200	5: sehr oft
50	10089	1008901	200: Geschwister	10089200	4: oft
53	10091	1009101	200: Geschwister	10091200	3: manchmal
59	10100	1010001	200: Geschwister	10100200	3: manchmal
66	10117	1011701	200: Geschwister	10117200	5: sehr oft

- ***Example 1)***
  - What information is in the variable name "**pas0100m"** in the "individual format" ("long" dataset)?

pas0100m

→ **person code:** statement *about* mother

TwinLife

Data structure: variable names

	fid	fid_hhc	ptyp	pid	pas0100m
12	10021	1002101	200: Geschwister	10021200	5: sehr oft
26	10041	1004101	200: Geschwister	10041200	4: oft
38	10072	1007201	200: Geschwister	10072200	5: sehr oft
50	10089	1008901	200: Geschwister	10089200	4: oft
53	10091	1009101	200: Geschwister	10091200	3: manchmal
59	10100	1010001	200: Geschwister	10100200	3: manchmal
66	10117	1011701	200: Geschwister	10117200	5: sehr oft

- ***Example 1)***
  - What information is in the variable name "**pas0100m"** in the "individual format" ("long" dataset)?

pas0100m

→ *Item assessing the child's rating of parental style, more precisely on how much affection the parent, here the mother, shows*

TwinLife

Data structure: variable names

- ***Example***

1) „Individual“ format („long“ dataset)
↓
pas0100m

2) „Family“ format („wide“ dataset)
↓
pas0100m_s1

TwinLife

Data structure: variable names

- ***Example 2)***
  - What further information is in the variable names in the "family format" ("wide" dataset), e.g. **"pas0100m_s1"**?

pas0100m_s

→ **person code:** sibling *provides* information

TwinLife

Data structure: variable names

- ***Example 2)***
  - What further information is in the variable names in the "family format" ("wide" dataset), e.g. **"pas0100m_s1"**?

pas0100m_s1

→ **Survey year code:** first survey year

TwinLife

Data structure: variable names

- ***Example 2)***
  - What further information is in the variable names in the "family format" ("wide" dataset), e.g. **"pas0100m_s1"**?

pas0100m_s1

→ *Item assessing the child's rating of parental style, more precisely on how much affection the parent, here the mother, shows – rated by the sibling in the first survey year*

TwinLife

Data structure: missing values

- **Codes and definitions for missing values:**

Code	*Specification*
-99	not specified (refused to answer)
-98	don‘t know
-97	doesn't apply (specification of other category) – *for multi-categorical items*
-96	“mixed missing values” – e.g. “don‘t know/not specified”
-95	doesn't apply (screened out)
-94	technical error / faulty insertion
-93	unclear classification of system missing – *only for paper-and-pencil questionnaires*
-92	no participation in survey module
-91	reply on request (for sensitive questions)
-90	no participate in survey wave
-87	multiple answers
other -80s	different meanings

TwinLife

Documentation via DDI on Rails

- **Access to documentation of the *TwinLife* data:**
  https://data.soep.de/twinlife
  - Pools the documentation of several German panel studies (besides *TwinLife*, e.g. *SOEP* and *pairfam*)
  - Document variables
    - variable and value labels, categories, frequencies, analytical level), questions / questionnaires (wording, filters)
  - Allows searching for specific topics (e.g. “attitudes, values, and personality”)
  - Allows comparisons of characteristics between points of observation (in panels), but also documents changes in wording of questions

TwinLife

Documentation via DDI on Rails

https://data.soep.de/twinlife

DDI on Rails | Studies | namespace:'twinlife' | Search

TwinLife | Datasets | Topics | Instruments | Publication

TwinLife

Citation

- **Title:** TwinLife - A genetically informative, longitudinal study about the development of social inequality
- **Principle Investigators:** Prof. Dr. Martin Diewald (martin.diewald@uni-bielefeld.de); Prof. Dr. Rainer Riemann (rainer.riemann@uni-bielefeld.de); Prof. Dr. Frank M. Spinath (f.spinath@mx.uni- saarland.de)
- **URL:** http://www.twin-life.de/

Study info

Name: twinlife

Label: TwinLife

Study info

TwinLife is a 12-year representative behavior genetic study investigating the emergence and development of social inequalities over the life course. The long-term project began in 2014 and surveys more than 4,000 pairs of twins and their families in different stages of life on a yearly basis. All of the subjects reside in Germany. Not only social, but also genetic mechanisms as well as covariations and interactions between these two factors can be examined with the help of identical and fraternal same-sex twins. In order to document the individual development of different aspects it is important to examine the families extensively over the course of several years. Six important contextual domains are focused on: 1.) Education and academic performance / skill development, 2.) career and labor market attainment, 3.) integration and participation in social, cultural and political life, 4.) quality of life and perceived capabilities, 5.) physical and psychological health and 6.) behavioral problems and deviant behavior. In order to take a close look at the development of social inequalities, TwinLife does not only examine different etiological factors, but also different indicators of personal and social success and failure respectively. On part of the conditional factors genetic disposition as well as aspects of the environment that the children and adolescents are living in are considered. On part of the consequences not only objective but also subjective information is observed. Children are born into an environment which influences them, but on the other hand they react and interact differently depending on their individual characteristics and thereby shape their environment. To allow for an accurate examination of the reciprocal processes by which individual dispositions and environmental conditions influence each other, data on the illustrated

Overall information on TwinLife study

TwinLife

Access to TwinLife Datasets and Instruments

https://data.soep.de/twinlife

Datasets

Show 10 entries Search:

Name	Label	Conceptual	Period	Analysis unit
za6701_person_v1-0-0	Person-year survey dataset	gross/net/gen	long	person
za6701_zygosity_v1-0-0	Zygosity dataset	net/gen	wave 1 F2F	person/family

Showing 1 to 2 of 2 entries Previous 1 Next

Instruments

Show 10 entries Search:

Name	Label	Period	Analysis Unit
twinlife-2014-f2f_alteri-fragebogen	Paper questionnaire for Alteri		
twinlife-2014-f2f_alteri-onlinefragebogen	Online questionnaire for Alteri		
twinlife-2014-f2f_familienprotokoll	Family protocol		
twinlife-2014-f2f_haushaltsfragebogen	Household questionnaire		
twinlife-2014-f2f_modul1_zygk1k2	Module 1: Zygosity questionnaire for cohorts 1 and 2		
twinlife-2014-f2f_modul1_zygk3k4	Module 1: Zygosity questionnaire for cohorts 3 and 4		
twinlife-2014-f2f_modul3_basismodul	Module 3: Basic module		

Example: access to household questionnaire

TwinLife

Example: Household Questionnaire

https://data.soep.de/twinlife

Household questionnaire [instrument]

/twinlife/inst/twinlife-2014-f2f_haushaltsfragebogen

Information on household composition

Questions

Show 10 entries

Search:

Sort	Question	Name
0	Since what month / year have you personally been living in this dwelling?	liv0100
1	Since what month / year have you personally been living in this dwelling?	liv0101
2	Since what month / year have you personally been living in this dwelling?	liv0102
3	Since what month / year have you personally been living in this dwelling?	liv0198
4	Since what month / year have you personally been living in this dwelling?	liv0199
5	Are you the main tenant, subletter, or owner?	liv0200
6	Are you the main tenant, subletter, or owner?	liv0201
7	Are you the main tenant, subletter, or owner?	liv0300
8	Are you the main tenant, subletter, or owner?	liv0301
9	In what type of household do you live?	liv0400

Showing 1 to 10 of 107 entries

Previous 1 2 3 4 5 ... 11 Next

Instrument info

Name: twinlife-2014-f2f_haushaltsfragebogen

Label: Household questionnaire

Example: variables of the household questionnaire

TwinLife

Example: Household Questionnaire

https://data.soep.de/twinlife

Household questionnaire [instrument]

/twinlife/inst/twinlife-2014-f2f_haushaltsfragebogen

Information on household composition

Questions

Show 10 entries

Here you can **search** for variables or constructs using key words

Search: income

Sort	Question	Name
11	If you look at the total income of all of the members of your household: what is your monthly household income today?	inc0400
12	If you can't or do not wish to tell us the exact amount, then please indicate in which income group your monthly gross income can be classified.	inc0403

Showing 1 to 2 of 2 entries (filtered from 107 total entries)

Previous 1 Next

Instrument info

Name: twinlife-2014-f2f_haushaltsfragebogen

Label: Household questionnaire

Example: variable "inc0403"

TwinLife

Example: Household Questionnaire

https://data.soep.de/twinlife

Example: variable "inc0403"

inc0403

```
filter: inc0400 == -98 | inc0400 == -99
```

If you can't or do not wish to tell us the exact amount, then please indicate in which income group your monthly gross income can be classified.

- ☐ 1: below 500 Euro
- ☐ 2: 500 up to below 1,000 Euro
- ☐ 3: 1,000 up to below 1,500 Euro
- ☐ 4: 1,500 up to below 2,000 Euro
- ☐ 5: 2,000 up to below 2,500 Euro
- ☐ 6: 2,500 up to below 3,000 Euro
- ☐ 7: 3,000 up to below 4,000 Euro
- ☐ 8: 4,000 up to below 5,000 Euro
- ☐ 9: 5,000 up to below 6,000 Euro
- ☐ 10: 6,000 up to below 7,000 Euro
- ☐ 11: 7,000 up to below 8,000 Euro
- ☐ 12: 8,000 up to below 10,000 Euro
- ☐ 13: 10,000 up to below 20,000 Euro
- ☐ 14: 20,000 Euro and above
- ☐ -98: don't know
- ☐ -99: not specified (refused to answer)